

15" Flat Stainless P-Cap IP65 Panel PC (Intel® Celeron Bay Trail-M N2930 1.83GHz)

Flat Stainless P-Cap Chassis


MODEL #: R15IB3S-SPC3



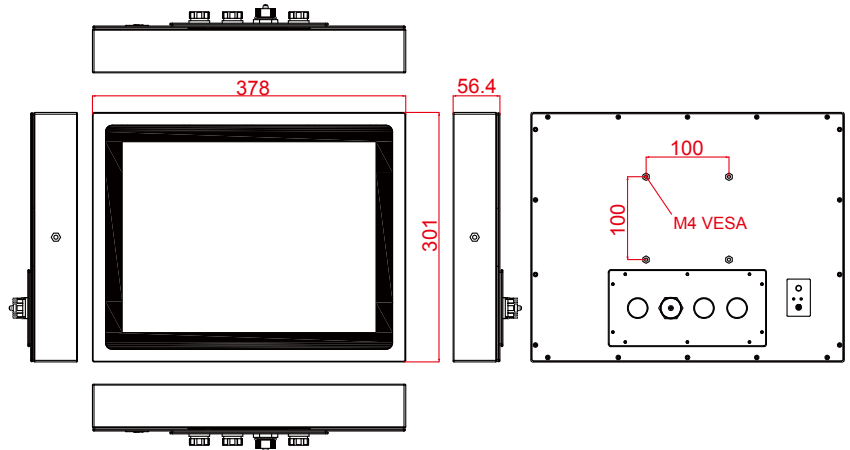
Features:

- Intel® Celeron Bay Trail-M N2930 1.83GHz Processor
- Stainless housing, built to withstand the most demanding industries
- Sealed to IP65 for protection against water and dust
- A true flat, easy-to-clean front surface with edge-to-edge design
- Flat multi-touch panel pc with superior readability and P-Cap technology
- Various mounting solutions, Yoke mount and VESA mount
- Plenty of I/O s including USB 2.0, RS232 serial port and RJ45-10/100/1000 LAN ports
- Waterproof ports with adapter cables for external connectivity
- Support Glove / Rain mode (on going)

IP65 connector / cable



2 x USB2.0 LAN COM2 Power



* Note: this is a simplified drawing and some components are not marked in detail. Please contact our sales representative if you need further product information.

System Specifications

TFT Characteristics :

- Resolutions : 1024 x 768
- Brightness : 250 cd/m² (typ.)
- Contrast Ratio : 700 : 1 (typ.)
- Viewing Angles : -80~80(H);-70~70(V)
- Max Colors : 16.2M

Specifications :

- Processor : Intel® Celeron Bay Trail-M N2930 1.83GHz
- BIOS : AMI 16Mbit Flash
- System Chipset : Intel® Atom SoC Integrate
- Memory Slot : 1 x SO-DIMM, Default 4GB, Max 8GB DDR3L 1600
- Storage : Default 64GB
- Graphic Chipset : Integrated HD Graphics
- Ethernet : 2 x RJ45 Gigabit LAN (1 x RJ45 internal)
- Audio : Built in ALC886 HD Audio Codec
- USB : 6 x USB2.0 (4 x USB internal)
- Serial : 4 x RS232 (3 x RS232 internal)
- Expansion Slot : 1 x Mini PCIe (Internal)
- SSD Interface : 1 x Mini PCIe SSD
- Power Input : DC-IN (Lockable, Power Jack)
- Certification : CE, FCC, RoHS
- Security : Trusted Platform Module (TPM 1.2)

* A customized housing is needed if you would like to have more I/O connectors

Power Specifications :

- Power Input : 12V DC IN (Lockable Power Jack)
- Power Consumption : 38W (typ.)(Max.backlight & high CPU load)

Environment Considerations :

- Operating Temperature : 0 deg.C to 45deg.C
- Operating Humidity : 30% to 90% (non condensing)

Input/ Output Connectors :

- Ethernet LAN : 1 X RJ45 - 10/100/1000 Mbps
- COM : 1 x RS232
- USB : 2 x USB Type-A Receptacle
- Power : 1 x 12VDC

Accessories :

- External Power Supply 80W w/power cord
- LAN Cable
- Serial Cable
- USB Cable
- VESA screws

Order Options :

SBC	PANEL PC
RAM : SODIMM DDR3L Max 8GB	OS : Windows 10 IoT Enterprise Windows Embedded 8.1 Industry Pro Windows Embedded 8 Standard Windows Embedded 7 Standard
Storage : 2.5" HDD/Mini PCIe SSD	



Note: All Specifications are subject to change without prior notice!

Revised Date:18-Feb-2017 V1.1

www.ipc2u.ru www.ipc2u.de www.sovio.com Date: 04/2017 Rev.01

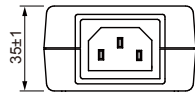
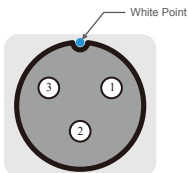
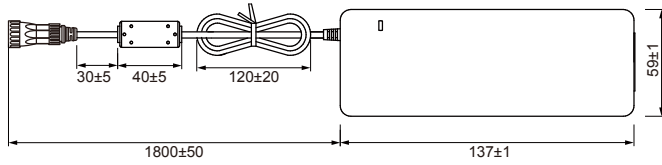
15" Flat Stainless P-Cap IP65 Panel PC (Intel® Celeron Bay Trail-M N2930 1.83GHz)

Flat Stainless P-Cap Chassis

MODEL #: R15IB3S-SPC3

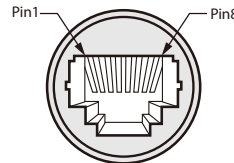
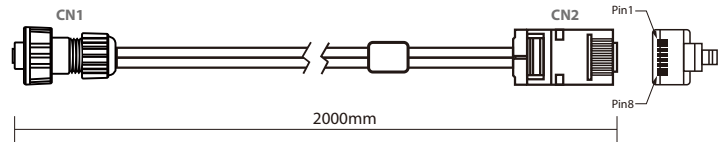
Pin Assignment of cables

Power Cable



Pin No.	Symbols	Color
CN1-3	GND	Black
CN1-2	shield	
CN1-1	VCC	White

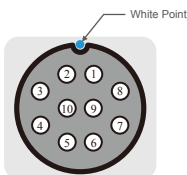
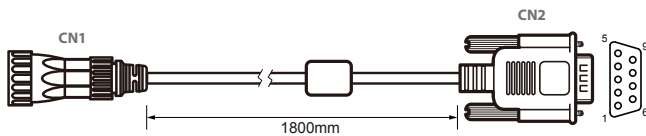
LAN Cable



Plug	Wire Color	Conn.
1	Orange / White	1
2	Orange	2
3	Green / White	3
4	Blue	4
5	Blue / White	5
6	Green	6
7	Brown / White	7
8	Brown	8

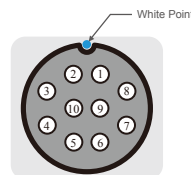
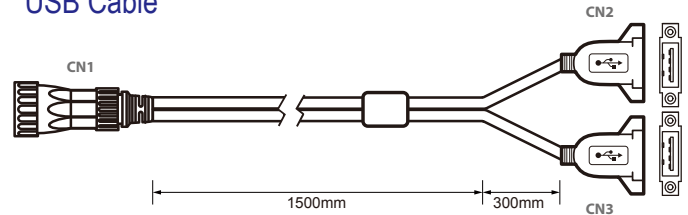
Twist
Twist
Twist

Serial Cable



Pin No.	Symbols	Color		Pin No.	Symbols	Color
CN1-1	DCD-CON2	Green	↔	CN2-1	DCD-CON2	Green
CN1-2	DSR-CON2	Brown	↔	CN2-6	DSR-CON2	Brown
CN1-3	RXD-CON2	Red	↔	CN2-2	RXD-CON2	Red
CN1-4	RTS-CON2	Orange	↔	CN2-7	RTS-CON2	Orange
CN1-5	TXD-CON2	Blue	↔	CN2-3	TXD-CON2	Blue
CN1-6	CTS-CON2	White	↔	CN2-8	CTS-CON2	White
CN1-7	DTR-CON2	Purple	↔	CN2-4	DTR-CON2	Purple
CN1-8	RI-CON2	Yellow	↔	CN2-9	RI-CON2	Yellow
CN1-9	GND-CON2	Black	↔	CN2-5	GND-CON2	Black
CN1-10	NC		↔	CN2-10	NC	

USB Cable



Pin No.	Symbols	Color		Pin No.	Symbols	Color
CN1-1	VCC	RED	↔	CN2-1	VCC	RED
CN1-2	VCC	RED	↔	CN3-1	VCC	RED
CN1-3	D-	WHITE	↔	CN2-2	D-	WHITE
CN1-4	D-	WHITE	↔	CN3-2	D-	WHITE
CN1-5	D+	GREEN	↔	CN2-3	D+	GREEN
CN1-6	D+	GREEN	↔	CN3-3	D+	GREEN
CN1-7	GND	BLACK	↔	CN2-4	GND	BLACK
CN1-8	GND	BLACK	↔	CN3-4	GND	BLACK
CN1-9	Braid		↔	Braid connect to the housing		

twisted pair
twisted pair