

ET-7060
PET-7060

ET-7260
PET-7260

Ethernet I/O Module with 6-channels Relay, 6-channels DI

Features

- Built-in Web Server
- Web HMI
- Support for both Modbus TCP and Modbus UDP Protocols
- Communication Security
- 2-port Ethernet Switch for Daisy-Chain Topology
- Dual Watchdog
- Wide Operating Temperature Range: -25 ~ +75°C
- I/O Pair Connection
- Built-in I/O
 - DI/Counter: 6 Channels
 - Power Relay: 6 Channels



Introduction

The ET-7060/PET-7060/ET-7260/PET-7260 provides 6 wet contact digital input channels and 6 form A electromechanical relays. It features optical isolation for 3000 Vdc of transient overvoltage protection and doesn't have channel-to-channel isolation. Each input channel can be used as a 32-bit counter. The power-on value and safe value of relay are programmable.

Note: When inductive loads are connected to the relays, a large counter electromotive force may occur when the relay actuates because of the energy stored in the load. These flyback voltages can severely damage the relay contacts and greatly shorten the relay life. Limit these flyback voltages at your inductive load by installing a flyback diode for DC loads or a metal oxide varistor for AC loads.

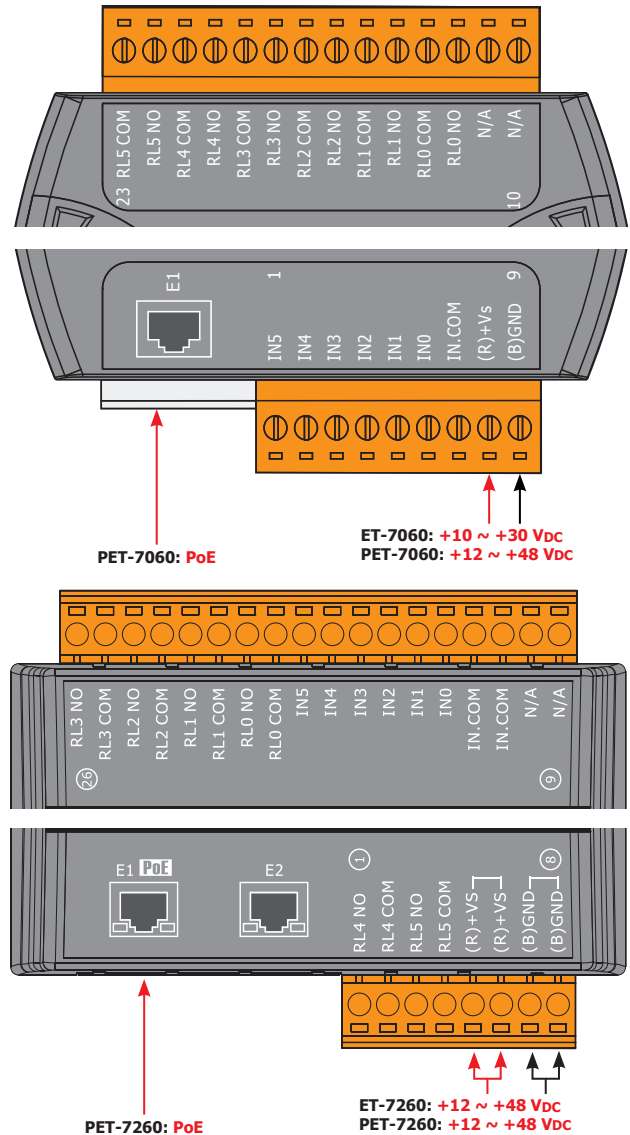
System Specifications

Models	ET-7060	PET-7060	ET-7260	PET-7260
Software				
Built-in Web Server			Yes	
Web HMI			Yes	
I/O Pair Connection			Yes	
Communication				
Ethernet Port	1 x RJ-45, 10/100 Base-TX		2 x RJ-45, 10/100 Base-TX, Switch Ports	
PoE	-	Yes	-	Yes
Protocol	Modbus TCP, Modbus UDP			
Security	ID, Password and IP Filter			
Dual Watchdog	Yes, Module (0.8 seconds), Communication (Programmable)			
LED Indicators				
for System Running			Yes	
for Ethernet Link/Act			Yes	
for DI/DO status	-			Yes
for PoE Power	-	Yes	-	Yes
2-Way Isolation				
Ethernet	1500 Vdc	-	1500 Vdc	-
I/O	3000 Vdc			
EMS Protection				
ESD (IEC 61000-4-2)	±4 kV Contact for Each Terminal and ±8 kV Air for Random Point			
EFT (IEC 61000-4-4)	±2 kV for Power Line		±4 kV for Power Line	
Surge (IEC 61000-4-5)	±0.5 kV for Power Line		±2 kV for Power Line	
Power				
Reverse Polarity Protection	Yes			
Powered from Terminal Block	10 ~ 30 Vdc	12 ~ 48 Vdc	12 ~ 48 Vdc	12 ~ 48 Vdc
Powered from PoE	-	Yes, IEEE 802.3af, Class1	-	Yes, IEEE 802.3af, Class1
Consumption	2.9 W (Max.)	2.8 W (Max.)	3.6 W (Max.)	3.8 W (Max.)
Mechanical				
Dimensions (L x W x H)	123 mm x 72 mm x 35 mm		120 mm x 76 mm x 38 mm	
Installation	DIN-Rail or Wall Mounting			
Environment				
Operating Temperature	-25 ~ +75°C			
Storage Temperature	-30 ~ +80°C			
Humidity	10 ~ 90% RH, Non-condensing			

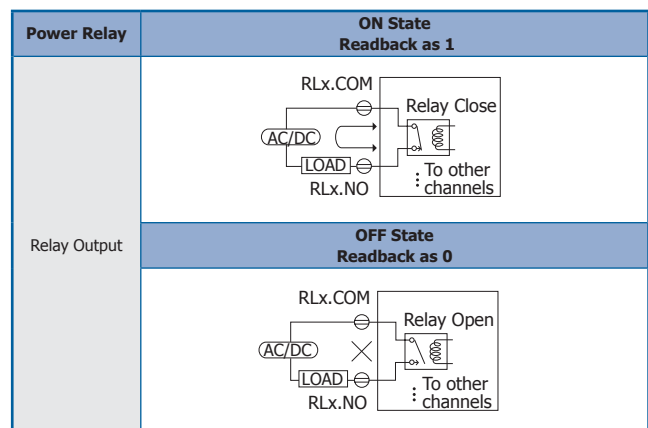
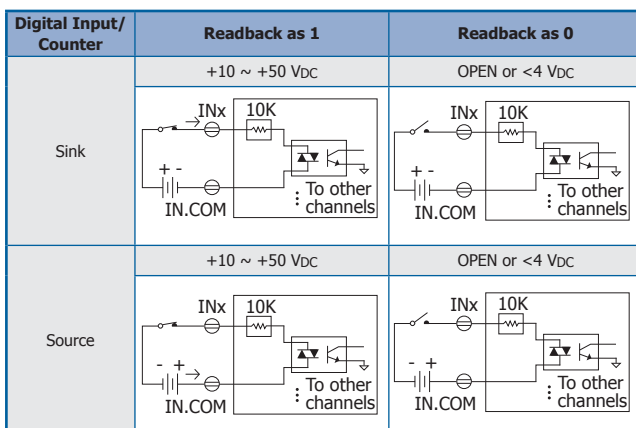
I/O Specifications

Models	ET-7060	PET-7060	ET-7260	PET-7260
Digital Input/Counter				
Channels	6			
Contact	Wet Contact			
Sink/Source (NPN/PNP)	Sink/Source			
On Voltage Level	+10 Vdc ~ +50 Vdc			
Off Voltage Level	+4 Vdc Max.			
Input Impedance	10 kΩ			
Counters	Max. Count	4,294,967,295 (32 bits)		
	Max. Input Frequency	500 Hz	100 Hz	
	Min. Pulse Width	1 ms	5 ms	
Overvoltage Protection	+70 Vdc			
Power Relay				
Channels	6			
Type	Power Relay, Form A (SPST N.O.)			
Contact Rating	5 A @ 250 VAC/24 Vdc (Resistive Load)			
Min. Contact Load	10 mA @ 5 V			
Operate Time	10 ms (max.)			
Release Time	5 ms (max.)			
Mechanical Endurance	2 × 10 ⁷ ops.			
Electrical Endurance	10 ⁵ ops.			
Power-on Value	Yes, Programmable			
Safe Value	Yes, Programmable			

Pin Assignments



Wire Connections



Ordering Information

ET-7060 CR	Ethernet I/O Module with 6-channels Relay Output and 6-channels DI (RoHS)
PET-7060 CR	PoE Ethernet I/O Module with 6-channels Relay Output and 6-channels DI (RoHS)
ET-7260 CR	Ethernet I/O Module with 2-port Ethernet Switch, with 6-channels Relay Output and 6-channels DI (RoHS)
PET-7260 CR	PoE Ethernet I/O Module with 2-port Ethernet Switch, with 6-channels Relay Output and 6-channels DI (RoHS)