

IH70-Embedded Server PC

Intel® QM87 Platform

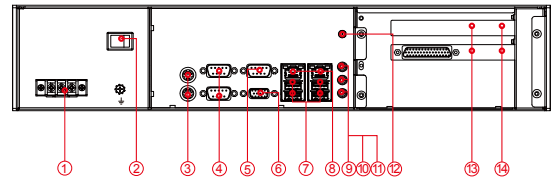
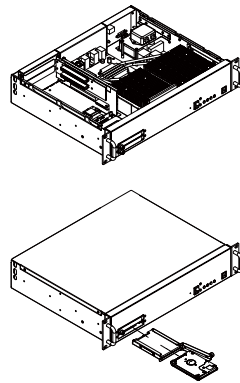
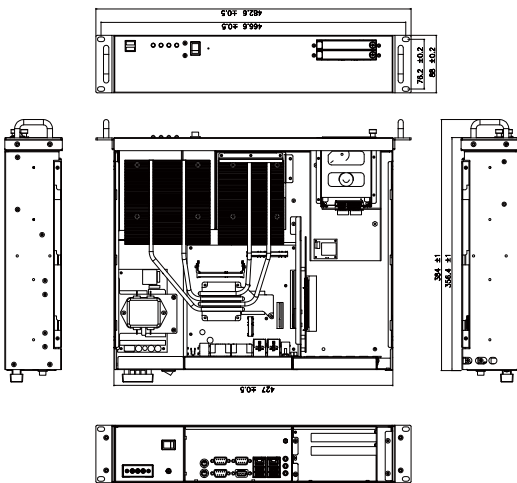
Embedded Automation Controller

IH7T-RK2U



2 x Removable 2.5" Drive Bay

IH7T-RK2U



1. DC/AC Power Input With Acrylic Protect
2. Power Switch
3. PS/2 For Keyboard & Mouse
4. RS232 *2
5. RS232/422/485*1(Select by Jumper)
6. VGA
7. USB 3.0*4
8. Dual 10/100/1000 Base-T LAN Ports
9. Line in
10. Line out
11. Mic. in
12. GPS Ant. (Optional)
13. PCI Slot (Optional)
14. PCI Slot (Optional)

UNIT:mm

* Note: this is a simplified drawing and some components are not marked in detail. Please contact our sales representative if you need further product information.

System Specification

Processor	: i7-4700MQ 2.4GHz Processor. Turbo max to 3.4GHz
System Chipset	: Intel® QM87
BIOS	: AMI System BIOS
System Memory	: Support Two 204-pin DDR3L-1600 SO-DIMM SDRAM Up to 16GB
Ethernet Controller	: Intel® Ethernet Controller I210-IT + Intel® Gigabit Ethernet PHY I218-LM
Watchdog Timer	: 10 levels
Storage	: 2 x 2.5" SATAIII HDD (up to 1TB) * or 2 x 2.5" SATAIII SSD (up to 512GB) * <i>Two 2.5" SATAIII SSD or SSD storages are supporting RAID 0/1</i> 1 x mSATA SSD 128GB (up to 256GB)
OS support	: Windows 10 IoT Enterprise Windows Embedded 8.1 Industry Pro 64bit Windows 7 Pro for Embedded Systems 64bit Windows Server 2012 R2 Windows Server 2008 R2 SP1

I/O Connectors

Front Side I/O	: 1 x Power On/Off : 1 x Reset Button : 2 x USB 2.0
Back Side I/O	: 1 x 3 Pin Acrylic Protect Connector for AC Input : 2 x PS/2 for Keyboard & Mouse : 3 x Serial Ports (1x RS232/422/485 Select by jumper) : 2 x 10/100/1000 Mbps Ethernet : 4 x USB 3.0 : 1 x Mic in , Line out, Line in Jack : 2 x PCI Slot (Optional) : GPS Ant. (Optional)
Indicator	: LED for Power, HDD, Ethernet

Environment Considerations

Operating Temperature	: -10~60°C (Fanless Design)
Operating Humidity	: 10% to 90% (non condensing)
Specs meet	: IEC 61850-3, IEC60068-2-64, : IEC 60068-2-2, CE, FCC

Mechanical and Power

Dimensions (L x W x H)	: 482.6mm x 88mm x 356mm Mounted in 19" rack with 2U height
Construction	: Electroplated steel
Power Input	: 110V-240V DC/AC Input with ±20% range

Note: * Customer can only select either one (SATAIII SSD or SATAIII HDD)
* All Specifications are subject to change without prior notice!